AWESOMATIX A800FXR

SETUP SHEET

NAME
COUNTRY
RACE
TRACK

DATE | TEMP. °C AIR / TRACK /
TRACK SURFACE | ASPHALT ☐ | CARPET ☐
TRACK LAYOUT | TECHNICAL ☐ | MIXED ☐ | FAST ☐
TRACTION | LOW ☐ | MEDIUM ☐ | HIGH ☐

FRONT

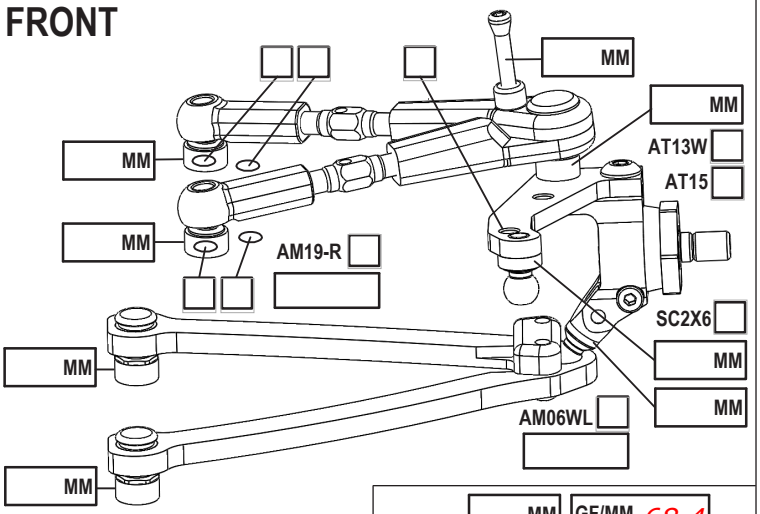

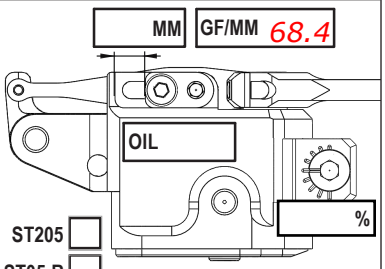

SHOCKS SETUP

CAMBER ANGLE / °
CASTER ANGLE / °
TOE ANGLE / °
RIDE HEIGHT / MM
DOWNSTOP / MM
ANTI-ROLL BAR Ø / MM
ARB STIFFENER 1/4 ☐ 1/2 ☐ 3/4 ☐ 1 ☐
LOWER ARM EXTENSION 0 MM
STEER. ARM AM14FX ☐
WHEEL SPACER / MM
DRIVE SPOOL ☐ DIFF ☐
DRIVE POSITION UP ☐ DOWN ☐
DIFF OIL | DIFF SHIMS

DAMPER D4 ✔
ROTOR 2 HOLES ✔
SPRING STD ✔ S ☐
SRS/RHS ARR. I ✔ II ☐
PSS SETUP 30% ☐ 25% ☐ 15% ☐
DAMPING LINEAR ☐ P1 ☐ P2 ☐
DAMPER SPACER / MM

REAR

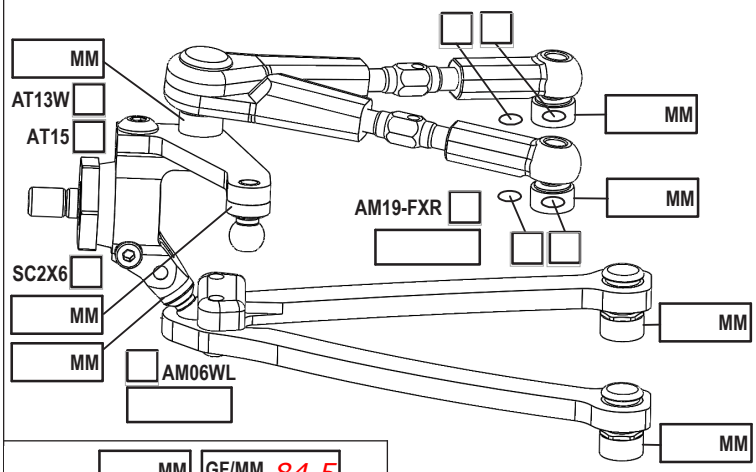

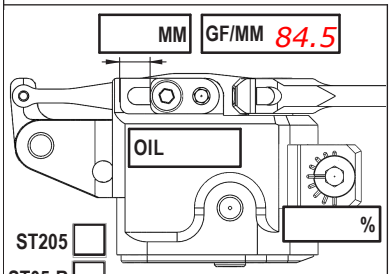

SHOCKS SETUP

CAMBER ANGLE / °
CASTER ANGLE / °
TOE ANGLE / °
RIDE HEIGHT / MM
DOWNSTOP / MM
ANTI-ROLL BAR Ø / MM
ARB STIFFENER 1/4 ☐ 1/2 ☐ 3/4 ☐ 1 ☐
LOWER ARM EXTENSION 0 MM
STEER. ARM AM23-1 ☐
WHEEL SPACER / MM
WHEEL BASE #1 ☐ #2 ☐ #3 ☐ #4 ☐

DAMPER D4 ✔
ROTOR 2 HOLES ✔
SPRING STD ✔ S ☐
SRS/RHS ARR. I ✔ II ☐
PSS SETUP 30% ☐ 25% ☐ 15% ☐
DAMPING LINEAR ☐ P1 ☐ P2 ☐
DAMPER SPACER / MM
C45FXR YES ☐ NO ☐

CHASSIS FLEX AND WEIGHT SETTINGS

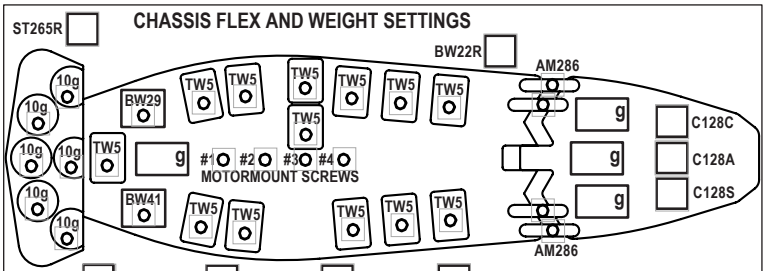

AM220FXR ☐ C01FXR-A ☐ C01FXR-C ☐ C01FXR-S ☐

☐ BUMPER TOP PLATE CUT BUMPER TOP PLATE P14-5-R ☐ C07R ☐ C07RF ☐
☐ AM288 FRONT BUMPER P15FX ☐ P15L ☐

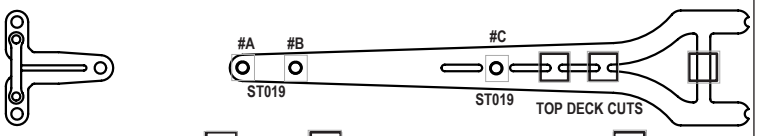

FRONT TOP DECK C107FXG ☐ C107FXC ☐ REAR TOP DECK 27FXR ☐
SINGLE TOP DECK C27FXR-L ☐

TIRES
INSERTS
SIDE WALLS GLUE Ø / MM F R
ADDITIVE TIME MIN. F R
TOTAL WEIGHT WEIGHT DISTRIBUTION % F R
NOTES:

MOTOR LATERAL SHIFT / MM
MOTOR
SPUR PINION 1 RATIO 0.00
BODY
WING
ESC
ESC SETTING
BEST LAPTIME QUALIF./FINAL POSITION /

SERVO
SERVOHORN / HEIGHT
STEER TRAVEL IN OUT
BATTERY
RECEIVER
RADIO

BODY POSITIONS

MIDDLE HOLE <--> BOTTOM WINDOW LINE MM

FRONT BODY POST
ORING YES ☐ NO ☐
HOLE # _____

WINGLET YES ☐ NO ☐
REAR HRB SETTING / MM
REAR BODYHEIGHT / MM

COMMENTS: